

EVIL SUSHI SQUISH

SUSHI BINGO CALL OUT IMAGES

CALL OUT IMAGES



How to play:

* **PREPARE:** Print out different BINGO cards for each child plus a call sheet. Cut out the call sheet and put the squares into a hat or bowl.

* **DISTRIBUTE:** Hand out one Bingo card to each child (each card should be different).

* **CALL:** The caller should pull out one image, describe it and show it to the children.

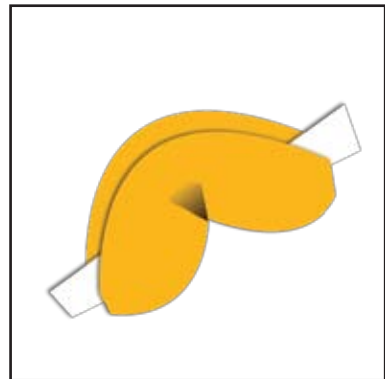
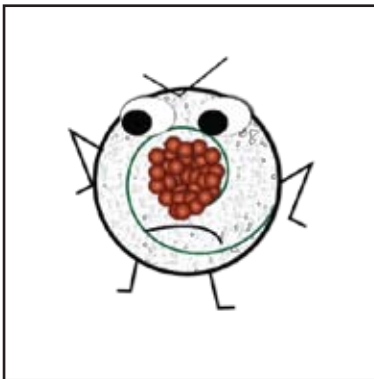

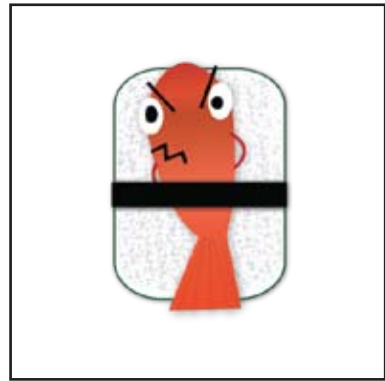

* **MARK IMAGE:** The children will then place pennies, rocks, fun foam pieces or something similar on the called image if it is on their card. We have included red dots as markers. (You can also make your own markers.)

* **WINNING:** Once a predetermined pattern is made on a card, the child with that card calls out BINGO.

EVIL SUSHI SQUISH

SUSHI BINGO CARD

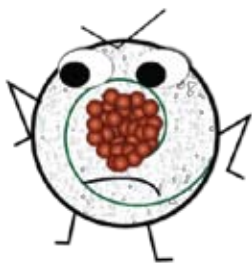
BINGO



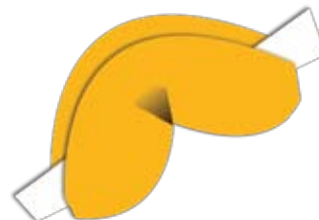
EVIL SUSHI SQUISH

SUSHI BINGO CARD

BINGO




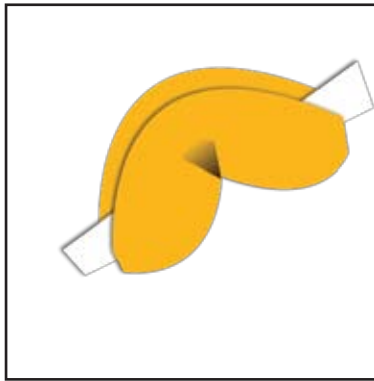

FREE




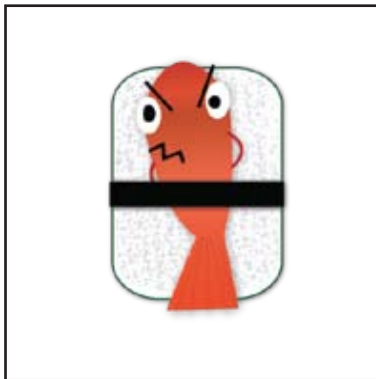
EVIL SUSHI SQUISH

SUSHI BINGO CARD

BINGO



FREE



EVIL SUSHI SQUISH

SUSHI BINGO CARD

BINGO



EVIL SUSHI SQUISH

SUSHI BINGO DOTS

